

First Grade Parents/Guardians,

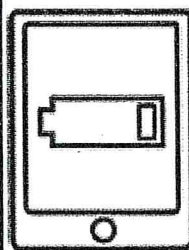




Each day that is an AMI day your child will be required to complete one reading, one writing, and one math paper.. We have provided papers for them to complete. On the writing paper, they are to write 2-3 perfect sentences about what they did each day. Please return completed papers when we return back to school.

If you have any questions, please feel free to contact your child's teacher.

Name: _____

{-ow/-oa family}

-ow Word Practice



bow

tow

snow


mow

low

blow


grow

row



Handwriting practice lines consisting of eight sets of three horizontal lines. Each set includes a solid top line, a dashed middle line, and a solid bottom line. A small decorative flower icon is placed at the beginning of each set of lines.

A

Number Correct: 

Name _____

Date _____

Write the missing number for each subtraction sentence. Pay attention to the = sign.

1.	$2 - 2 = \square$		16.	$0 = 10 - \square$	
2.	$1 - 1 = \square$		17.	$0 = 9 - \square$	
3.	$1 - 0 = \square$		18.	$0 = 8 - \square$	
4.	$3 - 3 = \square$		19.	$0 = 6 - \square$	
5.	$3 - 2 = \square$		20.	$1 = 6 - \square$	
6.	$4 - 4 = \square$		21.	$1 = 7 - \square$	
7.	$4 - 3 = \square$		22.	$1 = 10 - \square$	
8.	$6 - 6 = \square$		23.	$10 - \square = 1$	
9.	$7 - 7 = \square$		24.	$\square - 9 = 1$	
10.	$8 - 8 = \square$		25.	$7 - \square = 0$	
11.	$8 - 7 = \square$		26.	$0 = 7 - \square$	
12.	$9 - 9 = \square$		27.	$0 = 9 - \square$	
13.	$9 - 8 = \square$		28.	$\square - 8 = 0$	
14.	$10 - 10 = \square$		29.	$\square - 7 = 1$	
15.	$10 - 9 = \square$		30.	$1 = \square - 5$	


Name: _____

{-ow/-oa family}

The Snow Storm

Directions: Read the passage. Circle all the -ow/-oa word family words.

We all watched the weather report tonight. There was a report of a big snow storm getting ready to blow into town. The low for the night is going to be 22 degrees. Mom told me to go ahead and lay out my biggest, fluffy coat, because she knew I would want to see all the snow on the road before cars drove over it. Just then my dad opened the door carrying a huge load of firewood. I started to plan out my snowman in my head!




Write and draw 6 of the -ow/-oa words

Two rows of handwriting practice lines. Each row consists of a solid top line, a dashed middle line, and a solid bottom line. There are six large empty circles placed on these lines, three in each row, intended for students to write and draw words from the -ow/-oa family.

Draw what happened in the story.

A large, rounded rectangular box with a black border, intended for students to draw a scene from the story.



Handwriting practice lines consisting of seven sets of horizontal lines. Each set includes a solid top line, a dashed middle line, and a solid bottom line. Small decorative icons (a cloud and a flower) are placed at the beginning of each line set.

Name:

Double Facts

$$\begin{array}{r} 3 \\ + 3 \\ \hline \end{array} \quad \begin{array}{r} 5 \\ + 5 \\ \hline \end{array} \quad \begin{array}{r} 7 \\ + 7 \\ \hline \end{array} \quad \begin{array}{r} 9 \\ + 9 \\ \hline \end{array} \quad \begin{array}{r} 1 \\ + 1 \\ \hline \end{array} \quad \begin{array}{r} 2 \\ + 2 \\ \hline \end{array}$$

$$\begin{array}{r} 4 \\ + 4 \\ \hline \end{array} \quad \begin{array}{r} 6 \\ + 6 \\ \hline \end{array} \quad \begin{array}{r} 8 \\ + 8 \\ \hline \end{array} \quad \begin{array}{r} 10 \\ + 10 \\ \hline \end{array} \quad \begin{array}{r} 5 \\ + 5 \\ \hline \end{array} \quad \begin{array}{r} 9 \\ + 9 \\ \hline \end{array}$$

$$\begin{array}{r} 0 \\ + 0 \\ \hline \end{array} \quad \begin{array}{r} 11 \\ + 11 \\ \hline \end{array} \quad \begin{array}{r} 4 \\ + 4 \\ \hline \end{array} \quad \begin{array}{r} 7 \\ + 7 \\ \hline \end{array} \quad \begin{array}{r} 9 \\ + 9 \\ \hline \end{array} \quad \begin{array}{r} 5 \\ + 5 \\ \hline \end{array}$$





$$\begin{array}{r} 2 \\ + 2 \\ \hline \end{array} \quad \begin{array}{r} 3 \\ + 3 \\ \hline \end{array} \quad \begin{array}{r} 6 \\ + 6 \\ \hline \end{array} \quad \begin{array}{r} 1 \\ + 1 \\ \hline \end{array} \quad \begin{array}{r} 8 \\ + 8 \\ \hline \end{array} \quad \begin{array}{r} 12 \\ + 12 \\ \hline \end{array}$$

$$\begin{array}{r} 7 \\ + 7 \\ \hline \end{array} \quad \begin{array}{r} 9 \\ + 9 \\ \hline \end{array} \quad \begin{array}{r} 10 \\ + 10 \\ \hline \end{array} \quad \begin{array}{r} 8 \\ + 8 \\ \hline \end{array} \quad \begin{array}{r} 11 \\ + 11 \\ \hline \end{array} \quad \begin{array}{r} 6 \\ + 6 \\ \hline \end{array}$$

Name: _____


{-ow/-oa family}

-oa Word Practice



boat road load float

toad goat coat coach



Handwriting practice lines consisting of seven sets of horizontal lines. Each set includes a solid top line, a dashed middle line, and a solid bottom line. Small decorative icons (a cloud and a flower) are placed at the beginning of each line set.

B

Addition

Number Correct: _____

Improvement: _____

1.	$2 + 1 =$	
2.	$3 + 1 =$	
3.	$4 + 1 =$	
4.	$8 + 1 =$	
5.	$5 + 1 =$	
6.	$7 + 1 =$	
7.	$9 + 1 =$	
8.	$6 + 1 =$	
9.	$1 + 6 =$	
10.	$1 + 9 =$	
11.	$1 + 7 =$	
12.	$2 + 2 =$	
13.	$3 + 2 =$	
14.	$4 + 2 =$	
15.	$7 + 2 =$	
16.	$5 + 2 =$	
17.	$8 + 2 =$	
18.	$6 + 2 =$	
19.	$2 + 6 =$	
20.	$2 + 8 =$	
21.	$2 + 5 =$	
22.	$2 + 7 =$	

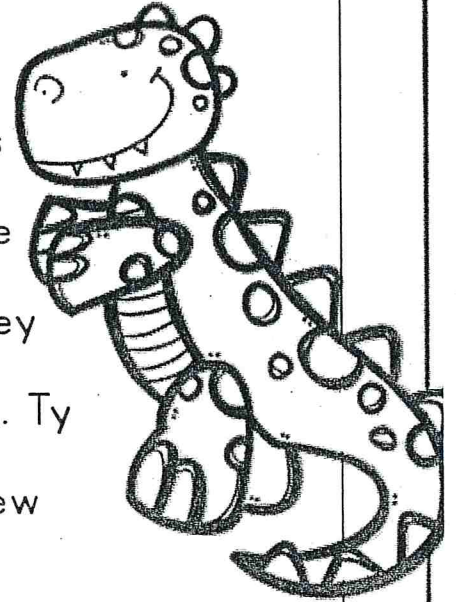
23.	$1 + 8 =$	
24.	$3 + 7 =$	
25.	$1 + 5 =$	
26.	$2 + 4 =$	
27.	$1 + 4 =$	
28.	$2 + 3 =$	
29.	$1 + 3 =$	
30.	$1 + 2 =$	
31.	$3 + 3 =$	
32.	$4 + 3 =$	
33.	$5 + 3 =$	
34.	$7 + 3 =$	
35.	$6 + 3 =$	
36.	$3 + 6 =$	
37.	$3 + 5 =$	
38.	$3 + 4 =$	
39.	$4 + 4 =$	
40.	$5 + 4 =$	
41.	$6 + 4 =$	
42.	$4 + 6 =$	
43.	$4 + 5 =$	
44.	$5 + 5 =$	

Name: _____

Reading Comprehension

Directions: Read the passage and answer the questions.

Ty the T-Rex is a great daddy dinosaur. He tucks his three scaled children to bed each night. He brings home plenty of meat for dinner. And he tells his T-Rex wife that he loves her every single day. Ty's family wanted to show him that they love him too so they decided to surprise him. Ty couldn't believe his eyes when he saw the new red truck that they bought for him!



What is one way that you know Ty is a good daddy?




Why does his family buy him a truck?

How do you know this is a fiction passage?




Circle the word **from**. Read 3 times:



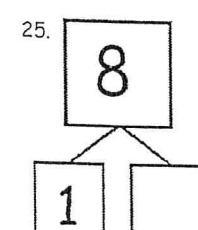
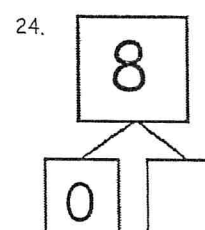
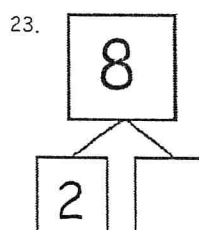
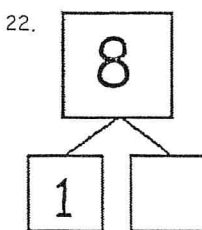
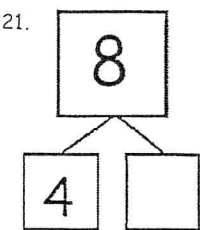
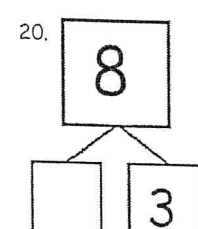
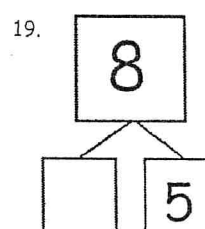
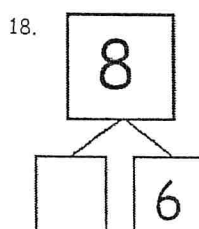
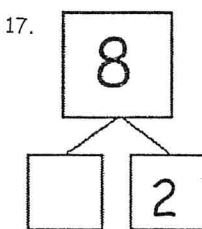
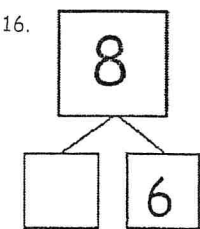
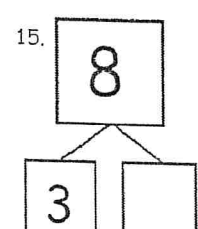
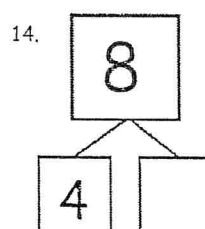
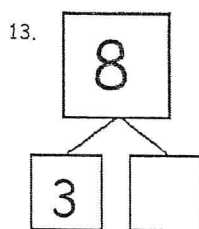
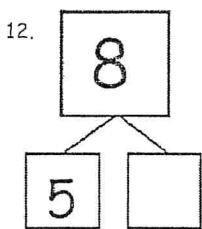
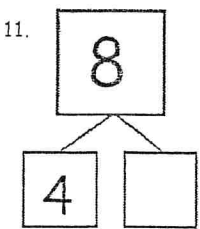
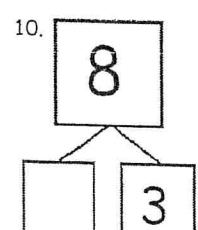
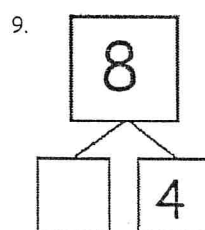
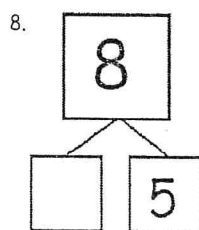
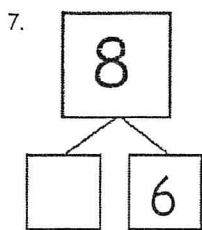
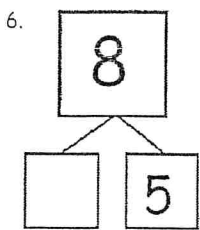
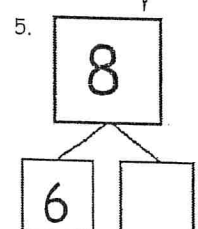
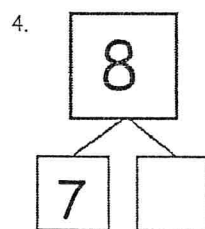
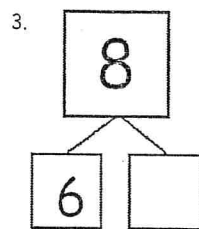
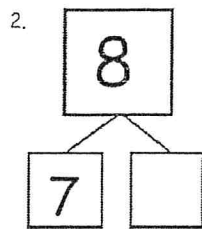
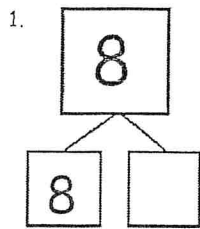


Name _____

Date _____



Do as many as you can in 90 seconds. Write the number of bonds you finished here:



number bond dash 8

Name: _____

SYNONYMS

naughty



silent




joyful




sleepy



tidy



stinky



noisy



tiny



quiet

happy

tired


loud

neat

smelly

bad

small



Handwriting practice lines consisting of seven sets of horizontal lines. Each set includes a solid top line, a dashed middle line, and a solid bottom line. Small decorative icons (a cloud and a flower) are placed at the beginning of each line set.

Doubles Plus One

Write a doubles fact and a doubles plus one problem for each number.

Number	Doubles Fact	Doubles plus 1
10	$\underline{\quad} + \underline{\quad} = \underline{\quad}$	$\underline{\quad} + \underline{\quad} = \underline{\quad}$
2	$\underline{\quad} + \underline{\quad} = \underline{\quad}$	$\underline{\quad} + \underline{\quad} = \underline{\quad}$
6	$\underline{\quad} + \underline{\quad} = \underline{\quad}$	$\underline{\quad} + \underline{\quad} = \underline{\quad}$
14	$\underline{\quad} + \underline{\quad} = \underline{\quad}$	$\underline{\quad} + \underline{\quad} = \underline{\quad}$
0	$\underline{\quad} + \underline{\quad} = \underline{\quad}$	$\underline{\quad} + \underline{\quad} = \underline{\quad}$
12	$\underline{\quad} + \underline{\quad} = \underline{\quad}$	$\underline{\quad} + \underline{\quad} = \underline{\quad}$
16	$\underline{\quad} + \underline{\quad} = \underline{\quad}$	$\underline{\quad} + \underline{\quad} = \underline{\quad}$
8	$\underline{\quad} + \underline{\quad} = \underline{\quad}$	$\underline{\quad} + \underline{\quad} = \underline{\quad}$
18	$\underline{\quad} + \underline{\quad} = \underline{\quad}$	$\underline{\quad} + \underline{\quad} = \underline{\quad}$
20	$\underline{\quad} + \underline{\quad} = \underline{\quad}$	$\underline{\quad} + \underline{\quad} = \underline{\quad}$
4	$\underline{\quad} + \underline{\quad} = \underline{\quad}$	$\underline{\quad} + \underline{\quad} = \underline{\quad}$